

2013 Australian Canoeing Senior Slalom Teams Selection Rankings



RANK	C1 Men		Year of birth	Race 1		Race 2				Race 3				Race 4				POINTS SCORE										
				Quals	Invitation	Semi	Final	Heat	Final B	Final A	Heat	Final B	Final A															
				Penrith	Penrith	Penrith	Penrith	Brady's	Brady's	Brady's	Brady's	Brady's	Brady's															
				Base Score	84.11	Base Score	88.04	Base Score	88.04	Base Score	99.55	Base Score	99.55	Base Score	93.29	Base Score	93.29	Base Score	93.29	race 1	race 2	race 3	race 4	TOTAL POINTS				
Name	Total	% score	Total	% score	Total	% score	Total	% score	Total	% score	Total	% score	Total	% score	Total	% score	PTS	PTS	PTS	PTS	best 2							
1	Robin Jeffery (Snr)	AKC	1987	90.31	107.37%			94.14	106.93%	93.69	106.42%	122.73	123.28%			104.26	104.73%	100.64	107.88%			99.06	106.19%	0	0	0	0	0
2	Ian Borrows (Snr)	PVC	1989	92.17	109.58%			98.68	112.09%	94.39	107.21%	109.18	109.67%			106.42	106.90%	100.23	107.44%			102.59	109.97%	2	2	3	3	7
3	Christian Fabris (Snr)	MCC	1984	94.65	112.53%			100.54	114.20%	103.47	117.53%	120.46	121.00%			104.87	105.34%	103.00	110.41%			100.04	107.24%	3	4	2	2	7
4	Ethan Hodson (Snr/T22)	PVC	1990	97.44	115.85%			101.04	114.77%	98.75	112.16%	111.90	112.41%			106.92	107.40%	112.75	120.86%	104.46	111.97%			4	3	4	5	11
5	Andrew Eckhardt (Snr/T22)	DCC	1994	101.29	120.43%			113.98	129.46%			171.48	172.26%	124.94	125.50%			107.80	115.55%			127.16	136.31%	5	7	6	4	15
6	Daniel Watkins (Snr/T22)	DCC	1995	112.26	133.47%			110.96	126.03%			142.43	143.07%			135.02	135.63%	111.68	119.71%	106.95	114.64%			7	6	5	6	17
7	Benjamin Pope (Snr/T22)	AKC	1994	114.77	136.45%			132.08	150.02%			421.93	423.84%	128.59	129.17%			130.18	139.54%	121.65	130.40%			8	8	7	7	22
8	Lewis Wylie (Snr/T22)	MCC	1992	286.83	341.02%	147.87	167.96%					234.37	235.43%	461.09	463.17%			228.76	245.21%	197.97	212.21%			9	9	8	8	25
9	Jaxon Merritt (Snr/T22)	MCC	1991	101.85	121.09%			107.25	121.82%			DNF		DNS										6	5	999	999	1010

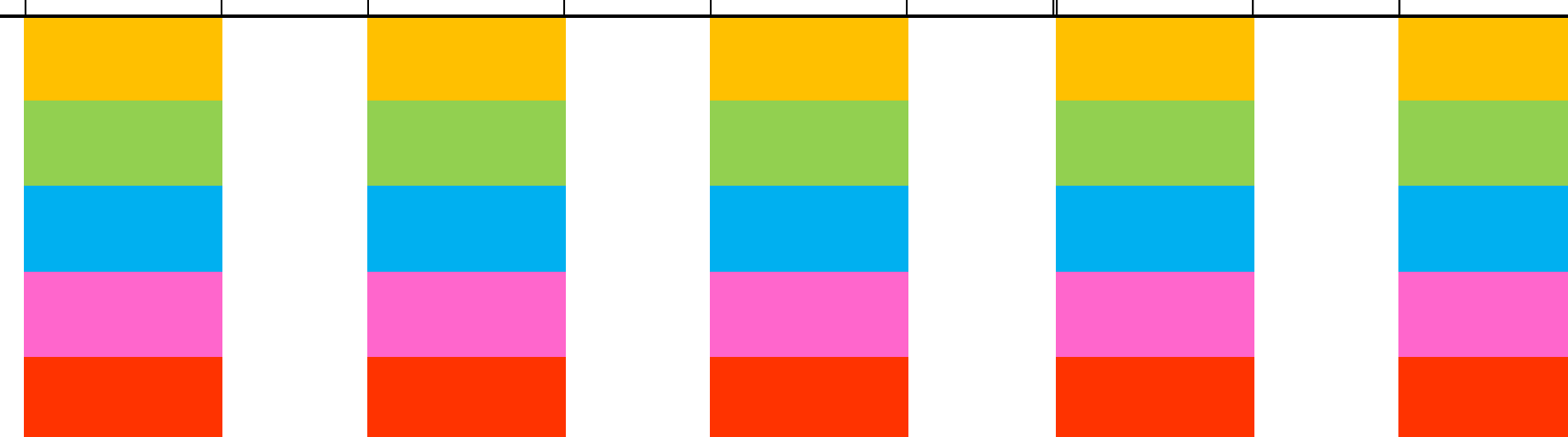
Senior Team Performance Standard: K1Men less than 104% of base score; K1W 125%; C1Men 114%; C2Men 124%; C1W 142%

Team 22 U23 Performance Standard: K1Men less than 110% of base score; K1W 135%; C1Men 121%; C2Men 133%; C1W 151%

NCE Senior Performance Standard: K1 Men less than 103% of the base score; K1W 120%; C1Men 110%; C2Men 119%; C1W 135%

NCE Under 23 Performance Standard: K1 Men less than 105% of the base score; K1W 124%; C1Men 116%; C2Men 124%; C1W 142%

NCE Potential Performance Standard: K1 Men less than 110% of the base score; K1W 135%; C1Men 121%; C2Men 133%; C1W 151%



Extract from 2013 Senior Slalom Selection Policy

4.6 Athletes that do not participate in Selection Trial 1 or who do not qualify for the semi final at the Australian Open will compete in an Invitation Race on the Semi Final course at the Australian Open and their score in that race will be measured against the score of eligible athletes in the semi final/final of the Australian Open for selection purposes only as their score for Selection Trial 2.

Athletes who in the Invitation Race achieve a results that would have placed them in the Final of the Australian Open will complete a second run that will count for selection purposes only, as their score in Selection Trial 2.

2013 Australian Canoeing Senior Slalom Teams Selection Rankings



RANK	K1 Women	Year of birth	Race 1		Race 2				Race 3				Race 4				POINTS SCORE											
			Quals	Invitation	Semi	Final	Heat	Final B	Final A	Heat	Final B	Final A	race 1	race 2	race 3	race 4	TOTAL POINTS											
			Penrith	Penrith	Penrith	Penrith	Brady's	Brady's	Brady's	Brady's	Brady's	Brady's																
Name	Base Score	84.11	Base Score	88.04	Base Score	88.04	Base Score	88.04	Base Score	99.55	Base Score	99.55	Base Score	99.55	Base Score	93.29	Base Score	93.29	Base Score	93.29	PTS	PTS	PTS	PTS	best 2			
1	Rosalyn Lawrence (Snr)	BRCC	1989	95.69	113.77%			99.48	112.99%	99.82	113.38%	167.89	168.65%			110.28	110.78%	112.04	120.10%			102.77	110.16%	2	3	0	0	2
2	Jessica Fox (Snr/T22)	PVC	1994	92.42	109.88%			105.07	119.34%	97.48	110.72%	118.91	119.45%			116.11	116.63%	105.30	112.87%			152.88	163.88%	0	0	2	5	2
3	Sarah Grant (Snr)	MCC	1986	96.33	114.53%			101.65	115.46%	99.10	112.56%	114.04	114.56%			163.90	164.64%	105.76	113.37%			104.71	112.24%	3	2	4	2	7
4	Alison Borrows (Snr/T22)	PVC	1992	105.75	125.73%			112.61	127.91%			175.77	176.56%			118.18	118.71%	114.47	122.70%			110.45	118.39%	5	4	3	3	10
5	Maggie Webster (Snr/T22)	MCC	1994	104.63	124.40%			125.68	142.75%			216.90	217.88%	123.47	124.03%			122.56	131.38%	121.94	130.71%			4	8	6	6	16
6	Georgia Rankin (Snr/T22)	AKC	1995	118.08	140.39%			126.41	143.58%			132.02	132.62%			188.36	189.21%	122.46	131.27%			117.40	125.84%	9	9	5	4	18
7	Dita Pahl (Snr)	BBAS	1979	111.34	132.37%			118.88	135.03%			193.46	194.33%	187.04	187.89%			123.58	132.47%	123.00	131.85%			7	5	7	7	19
8	Elsa Gales (Snr/T22)	DCC	1994	121.27	144.18%			120.91	137.34%			282.78	284.06%	212.07	213.03%			130.66	140.06%	123.59	132.48%			10	6	8	8	22
9	Erin McGilvray (Snr/T22)	DCC	1994	129.66	154.16%			367.70	417.65%			221.66	222.66%	DNS				128.99	138.27%	226.17	242.44%			11	11	9	9	29

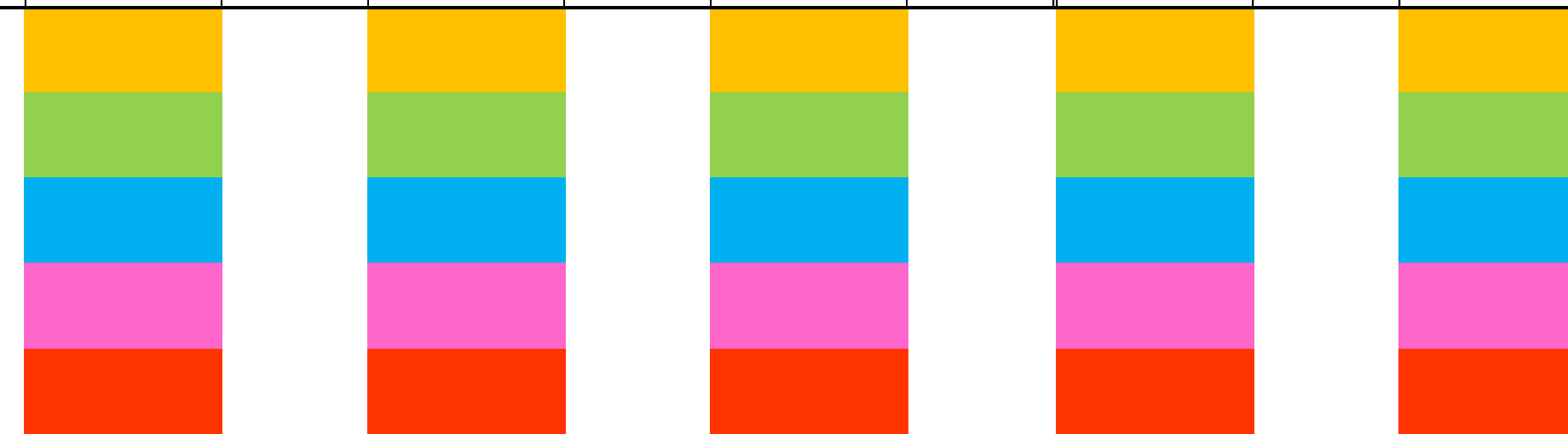
Senior Team Performance Standard: K1Men less than 104% of base score; K1W 125%; C1Men 114%; C2Men 124%; C1W 142%

Team 22 U23 Performance Standard: K1Men less than 110% of base score; K1W 135%; C1Men 121%; C2Men 133%; C1W 151%

NCE Senior Performance Standard: K1 Men less than 103% of the base score; K1W 120%; C1Men 110%; C2Men 119%; C1W 135%

NCE Under 23 Performance Standard: K1 Men less than 105% of the base score; K1W 124%; C1Men 116%; C2Men 124%; C1W 142%

NCE Potential Performance Standard: K1 Men less than 110% of the base score; K1W 135%; C1Men 121%; C2Men 133%; C1W 151%



Extract from 2013 Senior Slalom Selection Policy

4.6 Athletes that do not participate in Selection Trial 1 or who do not qualify for the semi final at the Australian Open will compete in an Invitation Race on the Semi Final course at the Australian Open and their score in that race will be measured against the score of eligible athletes in the semi final/final of the Australian Open for selection purposes only as their score for Selection Trial 2.

Athletes who in the Invitation Race achieve a results that would have placed them in the Final of the Australian Open will complete a second run that will count for selection purposes only, as their score in Selection Trial 2.

2013 Australian Canoeing Senior Slalom Teams Selection Rankings



RANK	K1 Men	Year of birth	Race 1		Race 2				Race 3				Race 4				POINTS SCORE											
			Quals	Invitation	Semi	Final	Heat	Final B	Final A	Heat	Final B	Final A	race 1	race 2	race 3	race 4	TOTAL POINTS											
			Penrith	Penrith	Penrith	Penrith	Brady's	Brady's	Brady's	Brady's	Brady's	Brady's																
Name	Base Score	84.11	Base Score	88.04	Base Score	88.04	93.69	88.04	Base Score	99.55	Base Score	99.55	Base Score	99.55	Base Score	93.29	Base Score	93.29	Base Score	93.29	PTS	PTS	PTS	PTS	best 3			
1	Lucien Delfour (Snr)	PVC	1988	84.11	100.00%			88.08	100.05%	88.04	100.00%	101.90	102.36%			99.55	100.00%	96.91	103.88%			93.29	100.00%	0	0	0	0	0
2	Jaxon Merritt (Snr/T22)	MCC	1991	86.67	103.04%			98.35	111.71%			107.08	107.56%			100.81	101.27%	95.87	102.77%			94.11	100.88%	2	3	3	2	7
3	Joey Croft (Snr/T22)	PVC	1991	91.10	108.31%			89.75	101.94%	90.31	102.58%	111.18	111.68%			100.47	100.92%	101.08	108.35%			147.58	158.19%	5	2	2	6	9
4	Tim Anderson (Snr/T22)	MCC	1994	89.44	106.34%			98.82	112.24%			198.99	199.89%	109.18	109.67%			104.26	111.76%			98.84	105.95%	3	4	6	4	11
5	Daniel Watkins (Snr/T22)	DCC	1995	90.28	107.34%			108.69	123.46%			133.52	134.12%			210.57	211.52%	100.13	107.33%			98.62	105.71%	4	7	5	3	12
6	Andrew Eckhardt (Snr/T22)	DCC	1994	104.15	123.83%	102.26	116.15%	102.26	116.15%			165.53	166.28%			110.77	111.27%	104.64	112.17%	106.61	114.28%			8	5	4	7	16
7	Alastair Anderson (Snr/T22)	MCC	1991	97.71	116.17%			105.84	120.22%			273.90	275.14%	113.52	114.03%			104.39	111.90%			108.63	116.44%	6	6	7	5	17
8	Benjamin Pope (Snr/T22)	AKC	1994	98.25	116.81%			112.39	127.66%			180.46	181.28%	167.61	168.37%			108.12	115.90%	109.04	116.88%			7	8	8	8	23
	William Forsythe (Snr)	BRCC	1986	DNS		DNS		DNS																				
	Warwick Draper (Snr)	MCC	1976	DNS		DNS		DNS																				

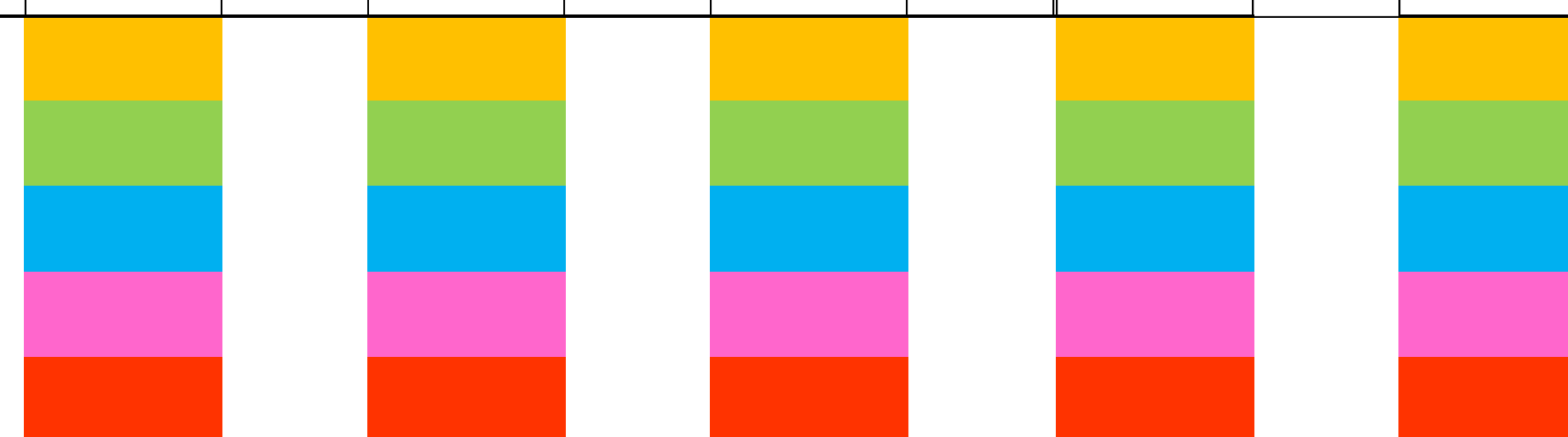
Senior Team Performance Standard: K1Men less than 104% of base score; K1W 125%; C1Men 114%; C2Men 124%; C1W 142%

Team 22 U23 Performance Standard: K1Men less than 110% of base score; K1W 135%; C1Men 121%; C2Men 133%; C1W 151%

NCE Senior Performance Standard: K1 Men less than 103% of the base score; K1W 120%; C1Men 110%; C2Men 119%; C1W 135%

NCE Under 23 Performance Standard: K1 Men less than 105% of the base score; K1W 124%; C1Men 116%; C2Men 124%; C1W 142%

NCE Potential Performance Standard: K1 Men less than 110% of the base score; K1W 135%; C1Men 121%; C2Men 133%; C1W 151%



Extract from 2013 Senior Slalom Selection Policy

4.6 Athletes that do not participate in Selection Trial 1 or who do not qualify for the semi final at the Australian Open will compete in an Invitation Race on the Semi Final course at the Australian Open and their score in that race will be measured against the score of eligible athletes in the semi final/final of the Australian Open for selection purposes only as their score for Selection Trial 2.

Athletes who in the Invitation Race achieve a results that would have placed them in the Final of the Australian Open will complete a second run that will count for selection purposes only, as their score in Selection Trial 2.

2013 Australian Canoeing Senior Slalom Teams Selection Rankings



RANK	C2 Men	Year of birth	Race 1				Race 2				Race 3				Race 4				POINTS SCORE									
			Quals	Invitation	Semi	Final	Heat	Final B	Final A	Heat	Final B	Final A	race 1	race 2	race 3	race 4	TOTAL POINTS											
			Penrith	Penrith	Penrith	Penrith	Brady's	Brady's	Brady's	Brady's	Brady's	Brady's						Brady's	best 3									
	Name		Base Score	84.11	Base Score	88.04	Base Score	88.04	Base Score	88.04	Base Score	99.55	Base Score	99.55	Base Score	99.55	Base Score	93.29	Base Score	93.29	Base Score	93.29	PTS	PTS	PTS	PTS		
1	E Hodson / R Jeffery (Snr)	PVC / AKC	90/87	104.22	123.91%			119.86	136.14%	113.35	128.75%	123.59	124.15%			121.54	122.09%	110.94	118.92%			112.55	120.65%	0	0	0	0	0

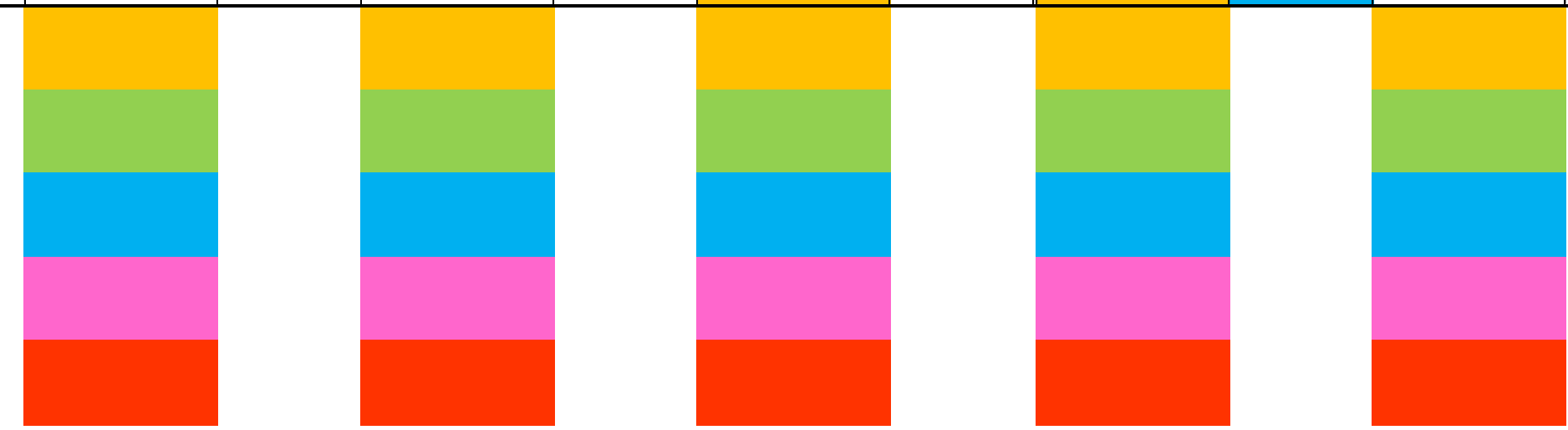
Senior Team Performance Standard: K1Men less than 104% of base score; K1W 125%; C1Men 114%; C2Men 124%; C1W 142%

Team 22 U23 Performance Standard: K1Men less than 110% of base score; K1W 135%; C1Men 121%; C2Men 133%; C1W 151%

NCE Senior Performance Standard: K1 Men less than 103% of the base score; K1W 120%; C1Men 110%; C2Men 119%; C1W 135%

NCE Under 23 Performance Standard: K1 Men less than 105% of the base score; K1W 124%; C1Men 116%; C2Men 124%; C1W 142%

NCE Potential Performance Standard: K1 Men less than 110% of the base score; K1W 135%; C1Men 121%; C2Men 133%; C1W 151%



Extract from 2013 Senior Slalom Selection Policy

4.6 Athletes that do not participate in Selection Trial 1 or who do not qualify for the semi final at the Australian Open will compete in an Invitation Race on the Semi Final course at the Australian Open and their score in that race will be measured against the score of eligible athletes in the semi final/final of the Australian Open for selection purposes only as their score for Selection Trial 2.

Athletes who in the Invitation Race achieve a results that would have placed them in the Final of the Australian Open will complete a second run that will count for selection purposes only, as their score in Selection Trial 2.

2013 Australian Canoeing Senior Slalom Teams Selection Rankings



RANK	C1 Women		Year of birth	Race 1		Race 2				Race 3				Race 4				POINTS SCORE										
				Quals	Invitation	Semi	Final	Heat	Final B	Final A	Heat	Final B	Final A	race 1	race 2	race 3	race 4	TOTAL POINTS										
				Penrith	Penrith	Penrith	Penrith	Brady's	Brady's	Brady's	Brady's	Brady's	Brady's															
				Base Score	84.11	Base Score	88.04	Base Score	88.04	Base Score	99.55	Base Score	99.55	Base Score	93.29	Base Score	93.29	Base Score	93.29									
Total	% score	Total	% score	Total	% score	Total	% score	Total	% score	Total	% score	Total	% score	Total	% score	PTS	PTS	PTS	PTS	best 3								
1	Jessica Fox (Snr/T22)	PVC	1994	101.93	121.19%			111.34	126.47%	111.97	127.18%	136.52	137.14%			119.71	120.25%	115.77	124.10%			107.07	114.77%	0	0	0	0	0
2	Rosalyn Lawrence (Snr)	BRCC	1989	105.83	125.82%			118.24	134.30%	113.24	128.62%	194.55	195.43%			196.65	197.54%	115.44	123.74%			118.32	126.83%	2	2	4	3	7
3	Alison Borrows (Snr/T22)	PVC	1992	107.87	128.25%			117.35	133.29%	120.14	136.46%	176.28	177.08%			130.45	131.04%	126.28	135.36%			116.04	124.39%	3	3	2	2	7
4	Maggie Webster (Snr/T22)	MCC	1994	126.63	150.55%			189.76	215.54%	190.96	216.90%	296.37	297.71%			193.05	193.92%	163.38	175.13%			194.71	208.71%	5	6	3	4	12
5	Erin McGilvray (Snr/T22)	DCC	1994	127.72	151.85%			156.93	178.25%	170.94	194.16%	341.20	342.74%	270.28	271.50%			182.06	195.15%	132.36	141.88%			6	5	5	5	15
6	Georgia Rankin (Snr/T22)	AKC	1995	141.97	168.79%			360.18	409.11%			DNS						DNS					8	7	999	999	1014	

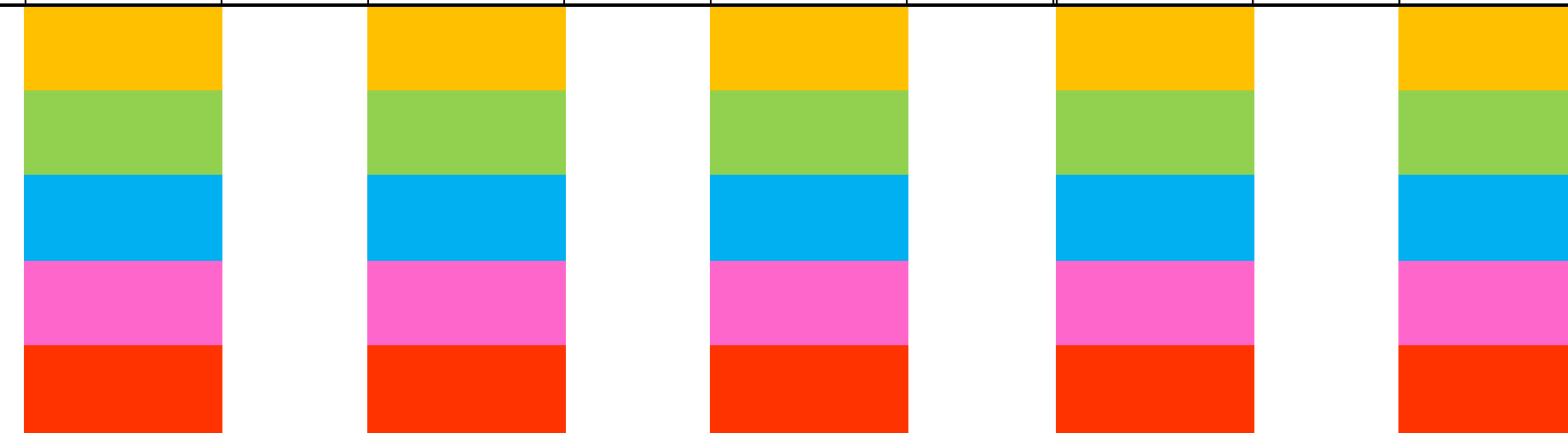
Senior Team Performance Standard: K1Men less than 104% of base score; K1W 125%; C1Men 114%; C2Men 124%; C1W 142%

Team 22 U23 Performance Standard: K1Men less than 110% of base score; K1W 135%; C1Men 121%; C2Men 133%; C1W 151%

NCE Senior Performance Standard: K1 Men less than 103% of the base score; K1W 120%; C1Men 110%; C2Men 119%; C1W 135%

NCE Under 23 Performance Standard: K1 Men less than 105% of the base score; K1W 124%; C1Men 116%; C2Men 124%; C1W 142%

NCE Potential Performance Standard: K1 Men less than 110% of the base score; K1W 135%; C1Men 121%; C2Men 133%; C1W 151%



Extract from 2013 Senior Slalom Selection Policy

4.6 Athletes that do not participate in Selection Trial 1 or who do not qualify for the semi final at the Australian Open will compete in an Invitation Race on the Semi Final course at the Australian Open and their score in that race will be measured against the score of eligible athletes in the semi final/final of the Australian Open for selection purposes only as their score for Selection Trial 2.

Athletes who in the Invitation Race achieve a results that would have placed them in the Final of the Australian Open will complete a second run that will count for selection purposes only, as their score in Selection Trial 2.