

2014 ICF CANOE SLALOM WORLD CUP 3 Prague



CZE
20.06. - 22.06.14



RESULTS LIST CANOE SINGLE (C1) MEN FINAL

White Water Centre Prague Troja

21 Jun 2014 Start Time: 13:03

Rank	Bib No.	Name	Ctry.	Time	Penalty Seconds	Total Time	Behind	ICF Points
1	10	MARTIKAN Michal	SVK	91.56	2	93.56	0.00	0.00
2	1	FLORENCE David	GBR	93.43	2	95.43	+1.87	3.00
3	6	SAVSEK Benjamin	SLO	89.59	6	95.59	+2.03	3.25
4	7	BENZIEN Jan	GER	95.64	0	95.64	+2.08	3.33
5	11	GEBAS Vitezslav	CZE	92.73	4	96.73	+3.17	5.08
6	2	SLAFKOVSKY Alexander	SVK	94.01	4	98.01	+4.45	7.13
7	5	BENUS Matej	SVK	94.69	4	98.69	+5.13	8.22
8	9	ANTON Franz	GER	95.91	4	99.91	+6.35	10.18
9	8	ELOSEGI Ander	ESP	99.31	4	103.31	+9.75	15.63
10	16	PROCTOR Mark	GBR	101.05	56	157.05	+63.49	101.79

Chief Judge


WOODGATE Colin

2014 ICF CANOE SLALOM

WORLD CUP 3

Prague



CZE

20.06. - 22.06.14



RESULTS LIST													
CANOE SINGLE (C1) MEN													
HEATS - 1ST AND 2ND RUN													
White Water Centre Prague Troja										20 Jun 2014 Start Time: 12:08			

Rk	Bib No.	Name	Ctry.	1st Run			Rk	2nd Run			Rk	Best		
				Time	Pen. Sec.	Total Time		Time	Pen. Sec.	Total Time		Time	Behind	ICF Points
1	6	SAVSEK Benjamin	SLO	83.48	4	87.48	10	82.16	0	82.16	1	82.16	0.00	20.00
2	5	BENUS Matej	SVK	86.23	0	86.23	6	83.05	0	83.05	2	83.05	+0.89	21.62
3	11	GEBAS Vitezslav	CZE	86.96	2	88.96	17	84.96	0	84.96	3	84.96	+2.80	25.11
4	1	FLORENCE David	GBR	85.05	0	85.05	1			DNS		85.05	+2.89	25.28
5	2	SLAFKOVSKY Alexander	SVK	85.63	0	85.63	2	82.86	4	86.86	5	85.63	+3.47	26.34
6	18	COLAZINGARI Roberto	ITA	85.94	0	85.94	3	83.91	2	85.91	4	85.91	+3.75	26.85
7	9	ANTON Franz	GER	86.04	0	86.04	4	86.68	2	88.68	13	86.04	+3.88	27.08
8	14	HANEDA Takuya	JPN	84.16	2	86.16	5	87.42	4	91.42	33	86.16	+4.00	27.30
9	28	PERRON Maxime	FRA	84.69	2	86.69	7	88.15	4	92.15	36	86.69	+4.53	28.27
10	3	TASIADIS Sideris	GER	85.18	2	87.18	8	89.45	2	91.45	34	87.18	+5.02	29.17
11	29	ROSSI Sebastian	ARG	88.18	4	92.18	26	87.21	0	87.21	6	87.21	+5.05	29.22
12	7	BENZIEN Jan	GER	87.39	0	87.39	9	97.42	54	151.42	55	87.39	+5.23	29.55
13	45	TSAKMAKIS Christos	GRE	90.68	2	92.68	29	85.40	2	87.40	7	87.40	+5.24	29.57
14	15	BETTGE Nico	GER	89.72	2	91.72	24	85.50	2	87.50	8	87.50	+5.34	29.75
15	4	BERCIC Anze	SLO	85.51	2	87.51	11	84.32	10	94.32	41	87.51	+5.35	29.77
16	23	MASEK Jan	CZE	87.28	6	93.28	31	87.65	0	87.65	9	87.65	+5.49	30.02
17	21	EICHFELD Casey	USA	85.76	2	87.76	12	86.05	4	90.05	22	87.76	+5.60	30.22
18	25	JEFFERY Robin	AUS	86.53	2	88.53	15	87.77	0	87.77	10	87.77	+5.61	30.24
19	20	FOULON Kilian	FRA	91.01	4	95.01	38	87.86	0	87.86	11	87.86	+5.70	30.41
20	12	BOZIC Luka	SLO	86.30	2	88.30	13	87.36	4	91.36	32	88.30	+6.14	31.21
21	30	LE FRIEC Simon	FRA	86.35	2	88.35	14	86.85	2	88.85	16	88.35	+6.19	31.30
22	17	LIPATOV Aleksandr	RUS	88.44	2	90.44	21	88.43	0	88.43	12	88.43	+6.27	31.45
23	10	MARTIKAN Michal	SVK	86.56	2	88.56	16	86.99	2	88.99	18	88.56	+6.40	31.68
24	26	KOECHLIN Thomas	SUI	87.80	6	93.80	33	86.72	2	88.72	14	88.72	+6.56	31.98
25	16	PROCTOR Mark	GBR	89.31	2	91.31	22	88.82	0	88.82	15	88.82	+6.66	32.16
26	13	MARINIC Matija	CRO	89.99	2	91.99	25	86.91	2	88.91	17	88.91	+6.75	32.32
27	19	ROZMUS Karol	SVK	87.22	2	89.22	18	85.32	4	89.32	19	89.22	+7.06	32.89
28	8	ELOSEGI Ander	ESP	85.33	4	89.33	19	83.48	6	89.48	20	89.33	+7.17	33.09
29	50	ROHAN Lukas	CZE	85.96	4	89.96	20	89.83	0	89.83	21	89.83	+7.67	34.00
30	22	BORROWS Ian	AUS	86.42	6	92.42	28	86.07	4	90.07	23	90.07	+7.91	34.44
31	55	DENNIS Tad	USA	90.09	4	94.09	34	90.07	0	90.07	23	90.07	+7.91	34.44
32	24	HEDWIG Grzegorz	POL	87.81	10	97.81	45	86.12	4	90.12	25	90.12	+7.96	34.53
33	32	TRATSIK Viktor	BLR	91.79	2	93.79	32	90.36	0	90.36	26	90.36	+8.20	34.97
34	48	BURGESS Adam	GBR	88.05	10	98.05	46	88.53	2	90.53	27	90.53	+8.37	35.28
35	54	ZHANG Genyuan	CHN	91.54	0	91.54	23	88.78	2	90.78	28	90.78	+8.62	35.74
36	34	JOLY Cedric	FRA	90.17	6	96.17	40	86.93	4	90.93	29	90.93	+8.77	36.01
37	49	WANG Xiaodong	CHN	90.21	4	94.21	36	91.22	0	91.22	30	91.22	+9.06	36.54
38	31	GONDEK Kacper	POL	90.51	6	96.51	42	89.23	2	91.23	31	91.23	+9.07	36.56
39	35	FABRIS Christian	AUS	88.19	4	92.19	27	87.70	4	91.70	35	91.70	+9.54	37.42
40	33	LOKKEN Zachary	USA	91.17	6	97.17	43	90.71	2	92.71	37	92.71	+10.55	39.26
41	27	SMEDLEY Cameron	CAN	86.84	6	92.84	30	90.49	4	94.49	42	92.84	+10.68	39.50
42	52	SMIRNOV Pavel	RUS	97.19	2	99.19	49	93.40	0	93.40	38	93.40	+11.24	40.52
43	51	CHEN Fangjia	CHN	90.13	4	94.13	35	90.07	4	94.07	39	94.07	+11.91	41.74

2014 ICF CANOE SLALOM WORLD CUP 3 Prague



CZE
20.06. - 22.06.14



RESULTS LIST CANOE SINGLE (C1) MEN HEATS - 1ST AND 2ND RUN

White Water Centre Prague Troja

20 Jun 2014 Start Time: 12:08

Rk	Bib No.	Name	Ctry.	1st Run			2nd Run			Best				
				Time	Pen. Sec.	Total Time	Rk	Time	Pen. Sec.	Total Time	Rk	Time	Behind	ICF Points
44	41	IVALDI Raffaello	ITA	97.17	2	99.17	48	94.08	0	94.08	40	94.08	+11.92	41.76
45	53	TIMAKOV Dmitriy	RUS	90.68	4	94.68	37	90.78	52	142.78	54	94.68	+12.52	42.86
46	39	CURCELL Leonardo	BRA	100.09	4	104.09	52	93.07	2	95.07	43	95.07	+12.91	43.57
47	37	WERRO Simon	SUI	91.77	4	95.77	39	94.10	8	102.10	48	95.77	+13.61	44.85
48	43	DA SILVA Felipe	BRA	94.99	4	98.99	47	93.93	2	95.93	44	95.93	+13.77	45.14
49	38	CORREA Charles	BRA	96.26	0	96.26	41	93.76	10	103.76	50	96.26	+14.10	45.74
50	36	GIBB Benjamin	NZL	89.39	8	97.39	44	92.95	8	100.95	46	97.39	+15.23	47.81
51	40	HETSMAN Anton	BLR	91.79	8	99.79	50	95.78	8	103.78	51	99.79	+17.63	52.19
52	44	SASAKI Tsubasa	JPN	95.62	14	109.62	54	96.37	4	100.37	45	100.37	+18.21	53.25
53	47	CECCON Paolo	ITA	96.43	56	152.43	55	93.77	8	101.77	47	101.77	+19.61	55.80
54	56	POTOCNY Marcel	HUN	94.96	8	102.96	51	95.36	8	103.36	49	102.96	+20.80	57.97
55	46	WASHER Patrick	NZL	100.70	62	162.70	56	96.62	8	104.62	52	104.62	+22.46	61.01
56	42	SILVA Jose	VEN	98.91	8	106.91	53	104.27	6	110.27	53	106.91	+24.75	65.19

Chief Judge


WOODGATE Colin

2014 ICF CANOE SLALOM

WORLD CUP 3

Prague



CZE
20.06. - 22.06.14



RESULTS LIST

CANOE SINGLE (C1) MEN


SEMIFINAL

White Water Centre Prague Troja

21 Jun 2014 Start Time: 09:44

Rank	Bib No.	Name	Ctry.	Time	Penalty Seconds	Total Time	Behind	ICF Points
1	1	FLORENCE David	GBR	92.19	0	92.19	0.00	10.00
2	2	SLAFKOVSKY Alexander	SVK	93.44	0	93.44	+1.25	12.03
3	8	ELOSEGI Ander	ESP	93.94	0	93.94	+1.75	12.85
4	10	MARTIKAN Michal	SVK	94.97	0	94.97	+2.78	14.52
5	5	BENUS Matej	SVK	95.23	0	95.23	+3.04	14.95
6	6	SAVSEK Benjamin	SLO	93.72	2	95.72	+3.53	15.74
7	7	BENZIEN Jan	GER	96.44	0	96.44	+4.25	16.92
8	9	ANTON Franz	GER	96.86	0	96.86	+4.67	17.60
9	11	GEBAS Vitezslav	CZE	97.29	0	97.29	+5.10	18.30
10	16	PROCTOR Mark	GBR	99.30	0	99.30	+7.11	21.57
11	20	FOULON Kilian	FRA	97.32	2	99.32	+7.13	21.60
12	18	COLAZINGARI Roberto	ITA	97.44	2	99.44	+7.25	21.80
13	23	MASEK Jan	CZE	95.65	4	99.65	+7.46	22.14
14	17	LIPATOV Aleksandr	RUS	97.88	2	99.88	+7.69	22.51
15	14	HANEDA Takuya	JPN	95.98	4	99.98	+7.79	22.67
16	4	BERCIC Anze	SLO	98.40	2	100.40	+8.21	23.36
17	45	TSAKMAKIS Christos	GRE	98.61	2	100.61	+8.42	23.70
18	15	BETTGE Nico	GER	98.84	2	100.84	+8.65	24.07
19	21	EICHFELD Casey	USA	99.02	2	101.02	+8.83	24.37
20	13	MARINIC Matija	CRO	95.90	6	101.90	+9.71	25.80
21	30	LE FRIEC Simon	FRA	102.66	2	104.66	+12.47	30.29
22	29	ROSSI Sebastian	ARG	100.96	4	104.96	+12.77	30.78
23	50	ROHAN Lukas	CZE	99.21	8	107.21	+15.02	34.44
24	28	PERRON Maxime	FRA	103.29	4	107.29	+15.10	34.57
25	22	BORROWS Ian	AUS	111.21	2	113.21	+21.02	44.20
26	26	KOECHLIN Thomas	SUI	97.31	54	151.31	+59.12	106.19
27	25	JEFFERY Robin	AUS	102.73	54	156.73	+64.54	115.01
28	12	BOZIC Luka	SLO	105.41	54	159.41	+67.22	119.37
29	3	TASIADIS Sideris	GER	104.98	60	164.98	+72.79	128.43
30	19	ROZMUS Karol	SVK	111.52	156	267.52	+175.33	295.27

Chief Judge


WOODGATE Colin

2014 ICF CANOE SLALOM WORLD CUP 3 Prague



CZE
20.06. - 22.06.14



RESULTS LIST CANOE SINGLE (C1) WOMEN FINAL

White Water Centre Prague Troja

21 Jun 2014 Start Time: 12:33

Rank	Bib No.	Name	Ctry.	Time	Penalty Seconds	Total Time	Behind	ICF Points
1	3	LAWRENCE Rosalyn	AUS	115.19	2	117.19	0.00	0.00
2	2	HOSKOVA Katerina	CZE	122.47	2	124.47	+7.28	9.32
3	15	CEN Nanqin	CHN	122.30	6	128.30	+11.11	14.22
4	5	STOECKLIN Lena	GER	125.03	4	129.03	+11.84	15.15
5	10	SCHMID Julia	AUT	124.73	6	130.73	+13.54	17.33
6	19	TENG Qianqian	CHN	129.45	4	133.45	+16.26	20.81
7	14	ROYLE Jasmine	GBR	128.15	10	138.15	+20.96	26.83
8	1	FOX Jessica	AUS	109.43	50	159.43	+42.24	54.07
9	16	GIBSON Eilidh	GBR	132.60	56	188.60	+71.41	91.40
10	8	SATILA Ana	BRA	133.63	58	191.63	+74.44	95.28

Chief Judge


WOODGATE Colin

2014 ICF CANOE SLALOM WORLD CUP 3 Prague



CZE


20.06. - 22.06.14



RESULTS LIST
CANOE SINGLE (C1) WOMEN
HEATS - 1ST AND 2ND RUN

White Water Centre Prague Troja 20 Jun 2014 Start Time: 14:24

Rk	Bib No.	Name	Ctry.	1st Run			2nd Run			Best				
				Time	Pen. Sec.	Total Time	Rk	Time	Pen. Sec.	Total Time	Rk	Time	Behind	ICF Points
1	1	FOX Jessica	AUS	102.78	0	102.78	1			DNS		102.78	0.00	20.00
2	19	TENG Qianqian	CHN	104.81	6	110.81	5	103.21	2	105.21	1	105.21	+2.43	23.55
3	6	JANCOVA Monika	CZE	106.30	0	106.30	2	104.68	58	162.68	16	106.30	+3.52	25.14
4	3	LAWRENCE Rosalyn	AUS	106.68	0	106.68	3			DNS		106.68	+3.90	25.69
5	5	STOECKLIN Lena	GER	107.57	6	113.57	6	104.30	4	108.30	2	108.30	+5.52	28.06
6	15	CEN Nanqin	CHN	106.88	2	108.88	4	114.10	4	118.10	9	108.88	+6.10	28.90
7	20	BAUDU Lucie	FRA	115.13	112	227.13	20	103.49	6	109.49	3	109.49	+6.71	29.79
8	10	SCHMID Julia	AUT	112.00	4	116.00	8	104.61	6	110.61	4	110.61	+7.83	31.43
9	7	BORROWS Alison	AUS	107.25	8	115.25	7	105.49	6	111.49	5	111.49	+8.71	32.71
10	9	LYACHINA Alexandra	RUS	117.28	12	129.28	14	109.76	2	111.76	6	111.76	+8.98	33.11
11	8	SATILA Ana	BRA	120.13	108	228.13	21	106.60	6	112.60	7	112.60	+9.82	34.33
12	2	HOSKOVA Katerina	CZE	112.05	4	116.05	9	107.43	6	113.43	8	113.43	+10.65	35.54
13	14	ROYLE Jasmine	GBR	106.41	10	116.41	10	108.58	58	166.58	17	116.41	+13.63	39.89
14	12	YAZAWA Aki	JPN	106.27	12	118.27	11			DNS		118.27	+15.49	42.61
15	17	SATKOVA Martina	CZE	113.65	52	165.65	17	110.78	8	118.78	10	118.78	+16.00	43.35
16	4	WOODS Kimberley	GBR	109.59	10	119.59	12			DNS		119.59	+16.81	44.53
17	16	GIBSON Eilidh	GBR	113.18	10	123.18	13	105.71	54	159.71	15	123.18	+20.40	49.77
18	13	NICHOLAS Jane	NZL	168.88	10	178.88	19	119.11	8	127.11	11	127.11	+24.33	55.51
19	18	CHEN Shi	CHN	123.69	8	131.69	15	118.03	12	130.03	12	130.03	+27.25	59.77
20	11	TIXIER Cecile	FRA	118.70	60	178.70	18	133.10	4	137.10	13	137.10	+34.32	70.09
21	21	NAVEAU Laurine	FRA	137.03	12	149.03	16	134.13	6	140.13	14	140.13	+37.35	74.51
22	22	HINES CLICK Tracy	USA	185.33	64	249.33	22	153.08	24	177.08	18	177.08	+74.30	128.44

Chief Judge

WOODGATE Colin

2014 ICF CANOE SLALOM WORLD CUP 3 Prague



CZE
20.06. - 22.06.14



RESULTS LIST CANOE SINGLE (C1) WOMEN SEMIFINAL

White Water Centre Prague Troja

21 Jun 2014 Start Time: 09:00

Rank	Bib No.	Name	Ctry.	Time	Penalty Seconds	Total Time	Behind	ICF Points
1	5	STOECKLIN Lena	GER	114.20	2	116.20	0.00	10.00
2	1	FOX Jessica	AUS	117.60	4	121.60	+5.40	16.97
3	15	CEN Nanqin	CHN	118.91	4	122.91	+6.71	18.66
4	2	HOSKOVA Katerina	CZE	120.04	6	126.04	+9.84	22.70
5	10	SCHMID Julia	AUT	123.23	4	127.23	+11.03	24.24
6	3	LAWRENCE Rosalyn	AUS	122.70	6	128.70	+12.50	26.14
7	8	SATILA Ana	BRA	128.26	8	136.26	+20.06	35.90
8	16	GIBSON Eilidh	GBR	130.56	6	136.56	+20.36	36.28
9	14	ROYLE Jasmine	GBR	129.23	8	137.23	+21.03	37.15
10	19	TENG Qianqian	CHN	133.27	4	137.27	+21.07	37.20
11	6	JANCOVA Monika	CZE	133.83	4	137.83	+21.63	37.92
12	20	BAUDU Lucie	FRA	137.50	2	139.50	+23.30	40.08
13	9	LYACHINA Alexandra	RUS	141.19	6	147.19	+30.99	50.00
14	18	CHEN Shi	CHN	143.02	8	151.02	+34.82	54.95
15	4	WOODS Kimberley	GBR	141.72	56	197.72	+81.52	115.23
16	7	BORROWS Alison	AUS	139.78	60	199.78	+83.58	117.89
17	17	SATKOVA Martina	CZE	157.41	56	213.41	+97.21	135.49
18	11	TIXIER Cecile	FRA	130.25	102	232.25	+116.05	159.81
19	13	NICHOLAS Jane	NZL	171.23	64	235.23	+119.03	163.65
20	12	YAZAWA Aki	JPN	144.03	104	248.03	+131.83	180.18

Chief Judge

WOODGATE Colin

2014 ICF CANOE SLALOM WORLD CUP 3 Prague



CZE
20.06. - 22.06.14



RESULTS LIST CANOE DOUBLE (C2) MEN FINAL

White Water Centre Prague Troja

22 Jun 2014 Start Time: 12:33

Rank	Bib No.	Name	Ctry.	Time	Penalty Seconds	Total Time	Behind	ICF Points
1	3	SKANTAR Ladislav SKANTAR Peter	SVK	100.30	2	102.30	0.00	0.00
2	6	SZCZEPANSKI Piotr POCHWALA Marcin	POL	102.46	2	104.46	+2.16	3.17
3	2	BOZIC Luka TALJAT Saso	SLO	102.63	2	104.63	+2.33	3.42
4	11	BRZEZINSKI Filip BRZEZINSKI Andrzej	POL	103.22	2	105.22	+2.92	4.28
5	8	KARLOVSKY Ondrej JANE Jakub	CZE	105.91	0	105.91	+3.61	5.29
6	17	SCIANIMANICO Nicolas CAILHOL Hugo	FRA	105.89	2	107.89	+5.59	8.20
7	7	ANTON Franz BENZIEN Jan	GER	106.91	6	112.91	+10.61	15.56
8	9	BEHLING Robert BECKER Thomas	GER	109.90	6	115.90	+13.60	19.94
9	4	FLORENCE David HOUNSLOW Richard	GBR	102.13	52	154.13	+51.83	76.00
10	5	KASPAR Jonas SINDLER Marek	CZE	102.83	54	156.83	+54.53	79.96

Chief Judge


WOODGATE Colin

2014 ICF CANOE SLALOM

WORLD CUP 3

Prague



CZE

20.06. - 22.06.14



RESULTS LIST														
CANOE DOUBLE (C2) MEN														
HEATS - 1ST AND 2ND RUN														
White Water Centre Prague Troja										20 Jun 2014 Start Time: 18:32				

Rk	Bib No.	Name	Ctry.	1st Run			Rk	2nd Run			Rk	Best		
				Time	Pen. Sec.	Total Time		Time	Pen. Sec.	Total Time		Time	Behind	ICF Points
1	3	SKANTAR Ladislav SKANTAR Peter	SVK	89.61	6	95.61	8	91.62	0	91.62	1	91.62	0.00	20.00
2	9	BEHLING Robert BECKER Thomas	GER	90.10	2	92.10	1		0	DNS		92.10	+0.48	20.79
3	11	BRZEZINSKI Filip BRZEZINSKI Andrzej	POL	93.77	0	93.77	4	92.18	0	92.18	2	92.18	+0.56	20.92
4	16	KOPLIK Tomas VRZAN Jakub	CZE	93.32	4	97.32	13	92.82	0	92.82	3	92.82	+1.20	21.96
5	14	BURGESS Adam PITT Greg	GBR	92.87	0	92.87	2	92.60	6	98.60	15	92.87	+1.25	22.05
6	8	KARLOVSKY Ondrej JANE Jakub	CZE	93.63	0	93.63	3	93.06	0	93.06	4	93.06	+1.44	22.36
7	6	SZCZEPANSKI Piotr POCHWALA Marcin	POL	93.90	0	93.90	5	93.23	2	95.23	7	93.90	+2.28	23.73
8	5	KASPAR Jonas SINDLER Marek	CZE	94.30	8	102.30	19	93.97	0	93.97	5	93.97	+2.35	23.85
9	12	MUELLER Kai MUELLER Kevin	GER	95.65	0	95.65	9	92.84	2	94.84	6	94.84	+3.22	25.27
10	2	BOZIC Luka TALJAT Saso	SLO	93.23	2	95.23	6			DNS		95.23	+3.61	25.91
11	10	CAMPORESI Pietro FERRARI Niccolo	ITA	93.42	2	95.42	7	92.42	4	96.42	9	95.42	+3.80	26.22
12	18	PRIGENT Yves KERVELLA Loic	FRA	95.71	4	99.71	16	93.76	2	95.76	8	95.76	+4.14	26.78
13	17	SCIANIMANICO Nicolas CAILHOL Hugo	FRA	95.84	0	95.84	10	96.27	2	98.27	14	95.84	+4.22	26.91
14	19	CORREA Charles OLIVEIRA Anderson	BRA	101.40	4	105.40	21	96.54	0	96.54	10	96.54	+4.92	28.06
15	15	WIERCIOCH Michal MAJERCZAK Grzegorz	POL	96.80	50	146.80	27	94.54	2	96.54	10	96.54	+4.92	28.06
16	13	LARIONOV Dmitry KUZNETSOV Mikhail	RUS	96.63	0	96.63	11	92.89	4	96.89	12	96.63	+5.01	28.20
17	4	FLORENCE David HOUNSLOW Richard	GBR	93.21	4	97.21	12	91.63	8	99.63	16	97.21	+5.59	29.15
18	7	ANTON Franz BENZHEN Jan	GER	97.37	4	101.37	18	96.12	2	98.12	13	98.12	+6.50	30.64
19	1	HOCHSCHORNER Pavol HOCHSCHORNER Peter	SVK	94.16	4	98.16	14	98.67	6	104.67	20	98.16	+6.54	30.71
20	25	VETROVSKY Jan MATEJKA Michael	CZE	97.45	2	99.45	15	103.96	58	161.96	26	99.45	+7.83	32.82
21	20	WERRO Lukas WERRO Simon	SUI	98.16	2	100.16	17	95.97	4	99.97	17	99.97	+8.35	33.67
22	28	SCHROEDER David BETTGE Nico	GER	95.75	54	149.75	28	95.10	6	101.10	18	101.10	+9.48	35.52
23	21	USHAKOV Anton USHAKOV Artem	RUS	97.24	6	103.24	20	100.07	150	250.07	28	103.24	+11.62	39.02
24	22	HODSON Ethan JEFFERY Robin	AUS	103.82	6	109.82	24	99.70	4	103.70	19	103.70	+12.08	39.78

2014 ICF CANOE SLALOM WORLD CUP 3 Prague



CZE
20.06. - 22.06.14



RESULTS LIST														
CANOE DOUBLE (C2) MEN														
HEATS - 1ST AND 2ND RUN														
White Water Centre Prague Troja										20 Jun 2014 Start Time: 18:32				

Rk	Bib No.	Name	Ctry.	1st Run			2nd Run			Best				
				Time	Pen. Sec.	Total Time	Rk	Time	Pen. Sec.	Total Time	Rk	Time	Behind	ICF Points
25	23	SASAKI Shota SASAKI Tsubasa	JPN	104.52	6	110.52	25	101.37	4	105.37	21	105.37	+13.75	42.51
26	29	YE Yongtao HUANG Yongze	CHN	103.25	6	109.25	23	99.90	8	107.90	22	107.90	+16.28	46.65
27	26	ROUX Antoine BRUN Gurgen	FRA	100.58	8	108.58	22	101.26	10	111.26	23	108.58	+16.96	47.77
28	24	DENG Xiao ZHANG Hang	CHN	101.60	58	159.60	29	105.66	10	115.66	24	115.66	+24.04	59.36
29	30	POFFENBERGER Jordan DENNIS Tad	USA	109.52	12	121.52	26	108.68	100	208.68	27	121.52	+29.90	68.95
30	27	CAVO Francesco QUERCI Alberto	ITA	104.95	64	168.95	30	113.80	12	125.80	25	125.80	+34.18	75.96

Chief Judge

 WOODGATE Colin

2014 ICF CANOE SLALOM

WORLD CUP 3

Prague



CZE
20.06. - 22.06.14



RESULTS LIST

CANOE DOUBLE (C2) MEN

SEMIFINAL

White Water Centre Prague Troja

22 Jun 2014 Start Time: 10:34

Rank	Bib No.	Name	Ctry.	Time	Penalty Seconds	Total Time	Behind	ICF Points
1	3	SKANTAR Ladislav SKANTAR Peter	SVK	101.44	2	103.44	0.00	10.00
2	8	KARLOVSKY Ondrej JANE Jakub	CZE	105.31	0	105.31	+1.87	12.71
3	7	ANTON Franz BENZIEN Jan	GER	103.78	2	105.78	+2.34	13.39
4	17	SCIANIMANICO Nicolas CAILHOL Hugo	FRA	107.29	0	107.29	+3.85	15.58
5	6	SZCZEPANSKI Piotr POCHWALA Marcin	POL	103.68	4	107.68	+4.24	16.15
6	5	KASPAR Jonas SINDLER Marek	CZE	107.93	0	107.93	+4.49	16.51
7	4	FLORENCE David HOUNSLOW Richard	GBR	104.47	4	108.47	+5.03	17.29
8	11	BRZEZINSKI Filip BRZEZINSKI Andrzej	POL	104.96	4	108.96	+5.52	18.00
9	9	BEHLING Robert BECKER Thomas	GER	107.10	2	109.10	+5.66	18.21
10	2	BOZIC Luka TALJAT Saso	SLO	103.73	6	109.73	+6.29	19.12
11	13	LARIONOV Dmitry KUZNETSOV Mikhail	RUS	107.85	2	109.85	+6.41	19.30
12	14	BURGESS Adam PITT Greg	GBR	106.00	4	110.00	+6.56	19.51
13	15	WIERCIOCH Michal MAJERCZAK Grzegorz	POL	107.66	6	113.66	+10.22	24.82
14	10	CAMPORESI Pietro FERRARI Niccolo	ITA	108.31	6	114.31	+10.87	25.76
15	12	MUELLER Kai MUELLER Kevin	GER	110.74	8	118.74	+15.30	32.19
16	16	KOPLIK Tomas VRZAN Jakub	CZE	111.76	10	121.76	+18.32	36.57
17	25	VETROVSKY Jan MATEJKA Michael	CZE	120.43	6	126.43	+22.99	43.34
18	18	PRIGENT Yves KERVELLA Loic	FRA	111.48	54	165.48	+62.04	99.97
19	19	CORREA Charles OLIVEIRA Anderson	BRA	113.59	108	221.59	+118.15	181.33
	1	HOCHSCHORNER Pavol HOCHSCHORNER Peter	SVK			DNS		

Chief Judge


WOODGATE Colin

2014 ICF CANOE SLALOM WORLD CUP 3 Prague



CZE
20.06. - 22.06.14



RESULTS LIST KAYAK (K1) MEN FINAL

White Water Centre Prague Troja

21 Jun 2014 Start Time: 13:33

Rank	Bib No.	Name	Ctry.	Time	Penalty Seconds	Total Time	Behind	ICF Points
1	4	AIGNER Hannes	GER	87.16	0	87.16	0.00	0.00
2	6	PRSKAVEC Jiri	CZE	88.35	2	90.35	+3.19	5.49
3	18	SMOLEN Michal	USA	88.06	4	92.06	+4.90	8.43
4	32	HERMANS Maarten	NED	91.82	2	93.82	+6.66	11.46
5	10	POPIELA Dariusz	POL	90.50	4	94.50	+7.34	12.63
6	31	CLARKE Joseph	GBR	96.76	2	98.76	+11.60	19.96
7	35	HAYWARD Ben	CAN	100.28	4	104.28	+17.12	29.46
8	13	PRINDIS Vit	CZE	90.47	52	142.47	+55.31	95.19
9	28	HOUNSLOW Richard	GBR	93.36	52	145.36	+58.20	100.16
10	2	SCHUBERT Sebastian	GER	93.84	56	149.84	+62.68	107.87

Chief Judge

WOODGATE Colin

2014 ICF CANOE SLALOM

WORLD CUP 3

Prague

CZE

20.06. - 22.06.14



RESULTS LIST													
KAYAK (K1) MEN													
HEATS - 1ST AND 2ND RUN													
White Water Centre Prague Troja								20 Jun 2014 Start Time: 13:08					

Rk	Bib No.	Name	Ctry.	1st Run				2nd Run				Best		ICF Points
				Time	Pen. Sec.	Total Time	Rk	Time	Pen. Sec.	Total Time	Rk	Time	Behind	
1	13	PRINDIS Vit	CZE	79.29	0	79.29	2	78.29	0	78.29	1	78.29	0.00	20.00
2	10	POPIELA Dariusz	POL	79.99	0	79.99	4	78.49	0	78.49	2	78.49	+0.20	20.38
3	36	BURGI Quentin	FRA	80.48	2	82.48	20	78.62	0	78.62	3	78.62	+0.33	20.63
4	12	HALCIN Martin	SVK	78.86	0	78.86	1	80.86	100	180.86	68	78.86	+0.57	21.09
5	3	DOERFLER Fabian	GER	78.83	2	80.83	9	79.24	0	79.24	4	79.24	+0.95	21.82
6	5	POLACZYK Mateusz	POL	79.44	0	79.44	3			DNS		79.44	+1.15	22.20
7	11	ALBREHT Martin	SLO	83.54	2	85.54	38	80.09	0	80.09	5	80.09	+1.80	23.45
8	25	ROMEO Andrea	ITA	84.57	54	138.57	66	80.14	0	80.14	6	80.14	+1.85	23.54
9	43	LANGER Andreas	AUT	84.00	0	84.00	29	80.17	0	80.17	7	80.17	+1.88	23.60
10	17	BERSINGER Thomas	ARG	82.77	0	82.77	22	80.27	0	80.27	8	80.27	+1.98	23.79
11	9	KURT Michael	SUI	84.62	0	84.62	32	78.64	2	80.64	9	80.64	+2.35	24.50
12	1	DAILLE Etienne	FRA	80.69	0	80.69	5			DNS		80.69	+2.40	24.60
13	2	SCHUBERT Sebastian	GER	80.78	0	80.78	6	77.85	52	129.85	59	80.78	+2.49	24.77
13	8	MOLMENTI Daniele	ITA	80.78	0	80.78	6			DNS		80.78	+2.49	24.77
15	27	EIGEL Pavel	RUS	80.80	0	80.80	8	77.78	4	81.78	14	80.80	+2.51	24.81
16	38	DAMIENS Bastien	FRA	82.49	2	84.49	31	80.90	0	80.90	10	80.90	+2.61	25.00
17	29	WERRO Lukas	SUI	81.60	4	85.60	39	80.96	0	80.96	11	80.96	+2.67	25.12
18	4	AIGNER Hannes	GER	80.99	0	80.99	10	87.17	2	89.17	45	80.99	+2.70	25.17
19	60	GRIMM Alexander	GER	81.16	0	81.16	11	76.94	50	126.94	57	81.16	+2.87	25.50
20	34	DA SILVA Pedro	BRA	81.19	0	81.19	12	85.53	54	139.53	66	81.19	+2.90	25.56
21	49	DOUGOUD Martin	SUI	84.73	2	86.73	43	81.20	0	81.20	12	81.20	+2.91	25.58
22	22	TUNKA Ondrej	CZE	81.38	0	81.38	13	79.71	52	131.71	62	81.38	+3.09	25.92
23	28	HOUNSLOW Richard	GBR	81.87	0	81.87	16	79.61	2	81.61	13	81.61	+3.32	26.36
24	6	PRSKAVEC Jiri	CZE	79.74	2	81.74	14	77.41	50	127.41	58	81.74	+3.45	26.61
25	7	DELFOUR Lucien	AUS	81.82	0	81.82	15			DNS		81.82	+3.53	26.76
26	14	VONDRA Jan	CZE	81.90	0	81.90	17	80.24	2	82.24	15	81.90	+3.61	26.92
27	31	CLARKE Joseph	GBR	80.01	2	82.01	18	78.37	52	130.37	60	82.01	+3.72	27.13
28	21	MERRITT Jaxon	AUS	82.18	0	82.18	19	82.48	6	88.48	44	82.18	+3.89	27.45
29	24	FORSYTHE William	AUS	81.35	4	85.35	35	82.42	0	82.42	16	82.42	+4.13	27.91
30	50	SCIANIMANICO Tom	FRA	85.10	2	87.10	44	82.42	0	82.42	16	82.42	+4.13	27.91
31	39	GRIGAR Jakub	SVK	81.60	52	133.60	63	80.44	2	82.44	18	82.44	+4.15	27.95
32	42	MULIC Dinko	CRO	82.54	0	82.54	21	82.31	50	132.31	64	82.54	+4.25	28.14
33	32	HERMANS Maarten	NED	83.63	0	83.63	25	82.93	0	82.93	19	82.93	+4.64	28.89
34	23	OBLINGER Helmut	AUT	83.83	0	83.83	27	83.00	0	83.00	20	83.00	+4.71	29.02
35	18	SMOLEN Michal	USA	79.12	4	83.12	23	79.78	52	131.78	63	83.12	+4.83	29.25
36	15	DE GENNARO Giovanni	ITA	83.74	0	83.74	26	81.46	2	83.46	21	83.46	+5.17	29.91
37	35	HAYWARD Ben	CAN	81.47	2	83.47	24	81.77	2	83.77	23	83.47	+5.18	29.92
38	65	MEGLIC Jure	AZE	84.30	6	90.30	53	83.61	0	83.61	22	83.61	+5.32	30.19
39	19	BRUS Simon	SLO	83.83	0	83.83	27	80.79	4	84.79	31	83.83	+5.54	30.61
40	63	POTOCNY Marcel	HUN	83.04	50	133.04	62	83.92	0	83.92	24	83.92	+5.63	30.79
41	53	KANAYA Tohru	JPN	86.44	0	86.44	41	83.94	0	83.94	25	83.94	+5.65	30.83
42	16	POLACZYK Rafal	POL	79.71	2	DSQ-R		80.05	4	84.05	26	84.05	+5.76	31.04
43	41	MAYR Lukas	ITA	83.14	4	87.14	45	84.14	0	84.14	27	84.14	+5.85	31.21

2014 ICF CANOE SLALOM

WORLD CUP 3

Prague



CZE

20.06. - 22.06.14



RESULTS LIST

KAYAK (K1) MEN

HEATS - 1ST AND 2ND RUN

White Water Centre Prague Troja

20 Jun 2014 Start Time: 13:08

Rk	Bib No.	Name	Ctry.	1st Run			Rk	2nd Run			Rk	Best		
				Time	Pen. Sec.	Total Time		Time	Pen. Sec.	Total Time		Time	Behind	ICF Points
44	61	MANN Aaron	USA	83.73	54	137.73	65	84.32	0	84.32	28	84.32	+6.03	31.55
45	37	OHRSTROM Isak	SWE	82.85	2	84.85	33	82.45	2	84.45	29	84.45	+6.16	31.80
46	68	DORONIN Evgeny	RUS	84.45	0	84.45	30	83.03	2	85.03	32	84.45	+6.16	31.80
47	56	STANOVSKY Samuel	LAT	87.06	54	141.06	67	84.71	0	84.71	30	84.71	+6.42	32.30
48	20	PETERLIN Janos	SLO	83.27	2	85.27	34	81.40	50	131.40	61	85.27	+6.98	33.37
49	46	KREMSLEHNER Christopher	AUT	82.61	4	86.61	42	83.39	2	85.39	33	85.39	+7.10	33.60
50	52	KARAMARKO Filip	CRO	85.40	0	85.40	36	83.37	4	87.37	41	85.40	+7.11	33.62
51	33	POWELL Richard	USA	81.45	4	85.45	37	88.02	4	92.02	46	85.45	+7.16	33.72
52	70	TAN Ya	CHN	85.06	2	DSQ-R		85.58	0	85.58	34	85.58	+7.29	33.97
53	62	HUJSA Matus	SVK	81.51	6	87.51	47	83.64	2	85.64	35	85.64	+7.35	34.08
54	48	TAYLER Michael	CAN	80.80	50	130.80	61	83.73	2	85.73	36	85.73	+7.44	34.25
55	26	DAWSON Michael	NZL	81.82	4	85.82	40	81.36	54	135.36	65	85.82	+7.53	34.43
56	45	MRKOCI Marko	CRO	84.80	4	88.80	51	84.11	2	86.11	37	86.11	+7.82	34.98
57	47	SWETNAM Huw	GBR	84.42	50	134.42	64	86.15	0	86.15	38	86.15	+7.86	35.06
58	40	ADACHI Kazuya	JPN	83.98	4	87.98	50	82.34	4	86.34	39	86.34	+8.05	35.42
59	55	BUTCHER Finn	NZL	85.68	2	87.68	49	84.49	2	86.49	40	86.49	+8.20	35.71
60	30	FORD David	CAN	87.22	0	87.22	46	86.11	2	88.11	42	87.22	+8.93	37.11
61	51	GILBERT Callum	NZL	85.61	2	87.61	48	85.73	58	143.73	67	87.61	+9.32	37.86
62	44	YOSHIDA Taku	JPN	86.76	56	142.76	68	84.21	4	88.21	43	88.21	+9.92	39.01
63	54	KRIESINGER Ingo	BEL	87.42	2	89.42	52	86.60	6	92.60	47	89.42	+11.13	41.32
64	64	CELMINS Ritvars	LAT	87.97	10	97.97	56	87.54	6	93.54	48	93.54	+15.25	49.22
65	57	GANCEDO Facundo	ARG	92.66	4	96.66	55	90.12	4	94.12	49	94.12	+15.83	50.33
66	59	CURTIS Samuel	IRL	102.73	8	110.73	60	89.82	6	95.82	50	95.82	+17.53	53.59
67	71	SHABANOV Maxim	RUS	88.29	8	96.29	54	99.97	4	103.97	53	96.29	+18.00	54.49
68	72	LAIDINS Marcis	LAT	96.93	2	98.93	57	102.22	10	112.22	55	98.93	+20.64	59.55
69	67	PURI Suworna Raj	NEP	94.99	4	98.99	58	92.95	6	98.95	51	98.95	+20.66	59.58
70	66	DAVIDSON Elliott	IRL	98.38	6	104.38	59	95.76	4	99.76	52	99.76	+21.47	61.14
71	58	PEREZ Alexis	VEN	107.40	58	165.40	69	101.85	6	107.85	54	107.85	+29.56	76.64
72	69	PEIKER Tarmo	EST	109.47	60	169.47	70	116.95	6	122.95	56	122.95	+44.66	105.57

Chief Judge


WOODGATE Colin

2014 ICF CANOE SLALOM

WORLD CUP 3

Prague

CZE

20.06. - 22.06.14



RESULTS LIST KAYAK (K1) MEN SEMIFINAL

White Water Centre Prague Troja

21 Jun 2014 Start Time: 10:48

Rank	Bib No.	Name	Ctry.	Time	Penalty Seconds	Total Time	Behind	ICF Points
1	18	SMOLEN Michal	USA	88.28	0	88.28	0.00	10.00
2	13	PRINDIS Vit	CZE	88.44	0	88.44	+0.16	10.27
3	2	SCHUBERT Sebastian	GER	88.47	0	88.47	+0.19	10.32
4	4	AIGNER Hannes	GER	86.90	2	88.90	+0.62	11.05
5	6	PRSKAVEC Jiri	CZE	89.29	0	89.29	+1.01	11.72
6	10	POPIELA Dariusz	POL	89.71	0	89.71	+1.43	12.43
7	35	HAYWARD Ben	CAN	90.67	0	90.67	+2.39	14.06
8	31	CLARKE Joseph	GBR	91.05	0	91.05	+2.77	14.71
9	32	HERMANS Maarten	NED	91.58	0	91.58	+3.30	15.61
10	28	HOUNSLOW Richard	GBR	92.05	0	92.05	+3.77	16.41
11	14	VONDRA Jan	CZE	90.37	2	92.37	+4.09	16.95
12	63	POTOCNY Marcel	HUN	92.50	0	92.50	+4.22	17.17
13	15	DE GENNARO Giovanni	ITA	88.67	4	92.67	+4.39	17.46
14	3	DOERFLER Fabian	GER	88.73	4	92.73	+4.45	17.56
15	65	MEGLIC Jure	AZE	91.25	2	93.25	+4.97	18.44
16	8	MOLMENTI Daniele	ITA	89.26	4	93.26	+4.98	18.46
17	50	SCIANIMANICO Tom	FRA	93.56	0	93.56	+5.28	18.97
18	1	DAILLE Etienne	FRA	92.18	2	94.18	+5.90	20.02
19	38	DAMIENS Bastien	FRA	90.38	4	94.38	+6.10	20.36
20	39	GRIGAR Jakub	SVK	95.46	0	95.46	+7.18	22.20
21	43	LANGER Andreas	AUT	91.55	4	95.55	+7.27	22.35
22	36	BURGI Quentin	FRA	93.87	2	95.87	+7.59	22.90
23	9	KURT Michael	SUI	90.37	6	96.37	+8.09	23.75
24	60	GRIMM Alexander	GER	93.26	4	97.26	+8.98	25.26
25	29	WERRO Lukas	SUI	94.21	4	98.21	+9.93	26.87
26	24	FORSYTHE William	AUS	92.69	8	100.69	+12.41	31.09
27	19	BRUS Simon	SLO	100.81	2	102.81	+14.53	34.69
28	42	MULIC Dinko	CRO	112.56	4	116.56	+28.28	58.05
29	22	TUNKA Ondrej	CZE	89.63	50	139.63	+51.35	97.25
30	27	EIGEL Pavel	RUS	90.89	50	140.89	+52.61	99.39
31	25	ROMEO Andrea	ITA	91.02	50	141.02	+52.74	99.61
32	12	HALCIN Martin	SVK	91.27	50	141.27	+52.99	100.04
33	17	BERSINGER Thomas	ARG	91.42	50	141.42	+53.14	100.29
34	21	MERRITT Jaxon	AUS	92.47	50	142.47	+54.19	102.08
35	7	DELFOUR Lucien	AUS	90.42	56	146.42	+58.14	108.79
36	23	OBLINGER Helmut	AUT	95.12	52	147.12	+58.84	109.98
37	34	DA SILVA Pedro	BRA	91.67	56	147.67	+59.39	110.91
38	11	ALBREHT Martin	SLO	95.51	58	153.51	+65.23	120.83
39	49	DOUGOUD Martin	SUI	100.96	56	156.96	+68.68	126.70
40	5	POLACZYK Mateusz	POL	89.58	102	191.58	+103.30	185.52

Chief Judge

WOODGATE Colin

2014 ICF CANOE SLALOM WORLD CUP 3 Prague



CZE
20.06. - 22.06.14



RESULTS LIST KAYAK (K1) WOMEN FINAL

White Water Centre Prague Troja

22 Jun 2014 Start Time: 12:03

Rank	Bib No.	Name	Ctry.	Time	Penalty Seconds	Total Time	Behind	ICF Points
1	8	FUNK Ricarda	GER	99.38	0	99.38	0.00	0.00
2	3	KUDEJOVA Katerina	CZE	99.80	0	99.80	+0.42	0.63
3	7	HILGERTOVA Stepanka	CZE	101.20	2	103.20	+3.82	5.77
4	1	DUKATOVA Jana	SVK	101.61	2	103.61	+4.23	6.38
5	2	FOX Jessica	AUS	101.95	2	103.95	+4.57	6.90
6	13	KALISKA Elena	SVK	103.29	2	105.29	+5.91	8.92
7	5	KUHNLE Corinna	AUT	105.34	2	107.34	+7.96	12.01
8	27	VOJTOVA Veronika	CZE	106.63	4	110.63	+11.25	16.98
9	24	LEITNER Lisa	AUT	108.14	4	112.14	+12.76	19.26
10	10	NEWMAN Nouria	FRA	102.58	54	156.58	+57.20	86.34

Chief Judge


WOODGATE Colin

2014 ICF CANOE SLALOM

WORLD CUP 3

Prague

CZE

20.06. - 22.06.14



RESULTS LIST
KAYAK (K1) WOMEN
HEATS - 1ST AND 2ND RUN

White Water Centre Prague Troja 20 Jun 2014 Start Time: 17:33

Rk	Bib No.	Name	Ctry.	1st Run			Rk	2nd Run			Rk	Best		
				Time	Pen. Sec.	Total Time		Time	Pen. Sec.	Total Time		Time	Behind	ICF Points
1	18	PENNIE Fiona	GBR	90.16	2	92.16	4	87.87	0	87.87	1	87.87	0.00	20.00
2	3	KUDEJOVA Katerina	CZE	90.92	0	90.92	2	87.83	2	89.83	2	89.83	+1.96	23.35
3	1	DUKATOVA Jana	SVK	90.38	2	92.38	5	87.88	2	89.88	3	89.88	+2.01	23.43
4	2	FOX Jessica	AUS	90.31	0	90.31	1			DNS		90.31	+2.44	24.17
5	6	KRAGELJ Ursa	SLO	92.24	8	100.24	30	90.75	0	90.75	4	90.75	+2.88	24.92
6	4	SCHORNBERG Jasmin	GER	91.98	0	91.98	3	90.88	0	90.88	5	90.88	+3.01	25.14
7	5	KUHNLE Corinna	AUT	89.89	4	93.89	13	88.98	2	90.98	6	90.98	+3.11	25.31
8	7	HILGERTOVA Stepanka	CZE	94.77	2	96.77	21	89.11	2	91.11	7	91.11	+3.24	25.53
9	19	GALUSKOVA Karolina	CZE	93.24	4	97.24	25	91.15	0	91.15	8	91.15	+3.28	25.60
10	47	LI Lu	CHN	93.78	2	95.78	19	91.43	0	91.43	9	91.43	+3.56	26.08
11	10	NEWMAN Nouria	FRA	90.85	2	92.85	7	87.54	4	91.54	10	91.54	+3.67	26.26
12	13	KALISKA Elena	SVK	91.48	2	93.48	11	89.79	2	91.79	11	91.79	+3.92	26.69
13	46	MANN Dana	USA	92.17	2	94.17	14	90.07	2	92.07	12	92.07	+4.20	27.17
14	28	PACIERPNIK Natalia	POL	94.33	2	96.33	20	90.10	2	92.10	13	92.10	+4.23	27.22
15	14	HORN Stefanie	ITA	93.22	0	93.22	8	90.19	2	92.19	14	92.19	+4.32	27.37
16	16	OBLINGER-PETERS Violetta	AUT	92.82	0	92.82	6	89.86	4	93.86	20	92.82	+4.95	28.45
17	15	GRANT Sarah	AUS	93.44	0	93.44	10	90.92	2	92.92	15	92.92	+5.05	28.62
18	48	LATHAM Bethan	GBR	95.65	2	97.65	26	91.13	2	93.13	16	93.13	+5.26	28.98
19	30	PEROVA Ekaterina	RUS	93.25	0	93.25	9	91.63	54	145.63	52	93.25	+5.38	29.18
20	49	BAUDU Lucie	FRA	92.82	2	94.82	16	91.26	2	93.26	17	93.26	+5.39	29.20
21	38	LEENDERS Claudia	NED	94.33	54	148.33	48	93.53	0	93.53	18	93.53	+5.66	29.66
22	23	JONES Luuka	NZL	91.57	2	93.57	12	92.04	6	98.04	32	93.57	+5.70	29.73
23	24	LEITNER Lisa	AUT	92.68	6	98.68	29	93.60	0	93.60	19	93.60	+5.73	29.78
24	8	FUNK Ricarda	GER	90.98	6	96.98	23	91.89	2	93.89	21	93.89	+6.02	30.28
25	26	KHARITONOVA Marta	RUS	92.27	6	98.27	28	92.00	2	94.00	22	94.00	+6.13	30.46
26	27	VOJTOVA Veronika	CZE	92.22	2	94.22	15	96.23	6	102.23	40	94.22	+6.35	30.84
27	29	TAKESHITA Yuriko	JPN	93.29	2	95.29	17	92.87	6	98.87	37	95.29	+7.42	32.67
28	9	TERCELJ Eva	SLO	93.43	2	95.43	18	91.39	8	99.39	38	95.43	+7.56	32.91
29	33	WOODS Kimberley	GBR	103.06	14	117.06	45	93.75	2	95.75	23	95.75	+7.88	33.45
30	32	MEDON Joanna	POL	96.96	4	100.96	33	91.95	4	95.95	24	95.95	+8.08	33.79
31	21	MANGIN Estelle	FRA	95.96	8	103.96	37	94.12	2	96.12	25	96.12	+8.25	34.08
32	17	GOIKOETXEA Irati	ESP	92.37	56	148.37	49	94.23	2	96.23	26	96.23	+8.36	34.27
33	20	PEROVA Aleksandra	RUS	92.19	50	142.19	47	92.43	4	96.43	27	96.43	+8.56	34.61
34	34	SATILA Ana	BRA	95.38	8	103.38	36	92.72	4	96.72	28	96.72	+8.85	35.11
35	36	YAZAWA Aki	JPN	94.90	2	96.90	22	92.74	12	104.74	44	96.90	+9.03	35.41
36	55	LI Tong	CHN	95.07	2	97.07	24	97.07	6	103.07	41	97.07	+9.20	35.71
37	11	PFEIFER Melanie	GER	92.23	12	104.23	38	91.20	6	97.20	29	97.20	+9.33	35.93
38	25	FRAUENRATH Katja	GER	95.95	2	97.95	27	93.97	4	97.97	30	97.95	+10.08	37.21
39	31	NEVARILOVA Kristina	SVK	101.82	6	107.82	41	93.97	4	97.97	30	97.97	+10.10	37.24
40	22	MARTINEZ Marta	ESP	92.92	8	100.92	32	96.44	2	98.44	33	98.44	+10.57	38.04
41	40	ISMAILOVA Sevinch	BLR	97.66	8	105.66	39	92.48	6	98.48	34	98.48	+10.61	38.11
42	51	KOLENC Berenice	FRA	93.49	8	101.49	34	94.81	4	98.81	35	98.81	+10.94	38.68
43	12	LAWRENCE Rosalyn	AUS	109.09	4	113.09	43	94.85	4	98.85	36	98.85	+10.98	38.74

2014 ICF CANOE SLALOM WORLD CUP 3 Prague




CZE
20.06. - 22.06.14



RESULTS LIST
KAYAK (K1) WOMEN
HEATS - 1ST AND 2ND RUN

White Water Centre Prague Troja 20 Jun 2014 Start Time: 17:33

Rk	Bib No.	Name	Ctry.	1st Run			2nd Run			Best				
				Time	Pen. Sec.	Total Time	Rk	Time	Pen. Sec.	Total Time	Rk	Time	Behind	ICF Points
44	35	NEE Ashley	USA	96.61	4	100.61	31	95.59	8	103.59	42	100.61	+12.74	41.75
45	37	LIPTAK Monika	POL	97.31	52	149.31	50	96.72	4	100.72	39	100.72	+12.85	41.94
46	41	ITO Yoshika	JPN	97.88	4	101.88	35	104.67	106	210.67	53	101.88	+14.01	43.92
47	39	LUKICHEVA Yekaterina	KAZ	106.50	58	164.50	51	100.33	4	104.33	43	104.33	+16.46	48.10
48	42	SABBATTINI Chiara	ITA	100.39	6	106.39	40	98.18	8	106.18	45	106.18	+18.31	51.26
49	44	GRATWOHL Andrea	SUI	108.53	6	114.53	44	106.81	0	106.81	46	106.81	+18.94	52.33
50	50	NICHOLAS Jane	NZL	99.66	12	111.66	42	101.26	8	109.26	47	109.26	+21.39	56.51
51	45	CONLAN Aisling	IRL	108.34	112	220.34	55	103.95	6	109.95	48	109.95	+22.08	57.69
52	54	SIGNORI Lisa	ITA	115.03	58	173.03	53	112.31	2	114.31	49	114.31	+26.44	65.13
53	53	IFARRAGUERRI Anna Maria	USA	118.20	10	128.20	46	106.38	12	118.38	50	118.38	+30.51	72.08
54	52	RIQUELME Nadia	ARG	134.70	60	194.70	54	125.76	10	135.76	51	135.76	+47.89	101.75
55	43	NICHOLAS Ella	COK	113.49	54	167.49	52	99.23	208	307.23	54	167.49	+79.62	155.92

Chief Judge

WOODGATE Colin

2014 ICF CANOE SLALOM

WORLD CUP 3

Prague



CZE
20.06. - 22.06.14



RESULTS LIST

KAYAK (K1) WOMEN

SEMIFINAL

White Water Centre Prague Troja

22 Jun 2014 Start Time: 09:30

Rank	Bib No.	Name	Ctry.	Time	Penalty Seconds	Total Time	Behind	ICF Points
1	5	KUHNLE Corinna	AUT	99.64	0	99.64	0.00	10.00
2	13	KALISKA Elena	SVK	103.14	0	103.14	+3.50	15.27
3	3	KUDEJOVA Katerina	CZE	101.75	2	103.75	+4.11	16.19
4	8	FUNK Ricarda	GER	102.24	2	104.24	+4.60	16.92
5	2	FOX Jessica	AUS	102.25	2	104.25	+4.61	16.94
6	1	DUKATOVA Jana	SVK	102.84	2	104.84	+5.20	17.83
7	24	LEITNER Lisa	AUT	103.30	2	105.30	+5.66	18.52
8	10	NEWMAN Nouria	FRA	105.62	2	107.62	+7.98	22.01
9	27	VOJTOVA Veronika	CZE	103.64	4	107.64	+8.00	22.04
10	7	HILGERTOVA Stepanka	CZE	103.73	4	107.73	+8.09	22.18
11	26	KHARITONOVA Marta	RUS	104.27	4	108.27	+8.63	22.99
12	30	PEROVA Ekaterina	RUS	106.84	2	108.84	+9.20	23.85
13	33	WOODS Kimberley	GBR	107.01	2	109.01	+9.37	24.11
14	18	PENNIE Fiona	GBR	101.99	8	109.99	+10.35	25.58
15	14	HORN Stefanie	ITA	106.19	4	110.19	+10.55	25.88
16	6	KRAGELJ Ursa	SLO	105.25	8	113.25	+13.61	30.49
17	15	GRANT Sarah	AUS	105.26	8	113.26	+13.62	30.50
18	23	JONES Luuka	NZL	105.80	8	113.80	+14.16	31.32
19	49	BAUDU Lucie	FRA	114.22	2	116.22	+16.58	34.96
20	19	GALUSKOVA Karolina	CZE	117.86	2	119.86	+20.22	40.44
21	28	PACIERPNIK Natalia	POL	120.37	4	124.37	+24.73	47.23
22	29	TAKESHITA Yuriko	JPN	115.18	10	125.18	+25.54	48.45
23	4	SCHORNBERG Jasmin	GER	105.28	50	155.28	+55.64	93.76
24	47	LI Lu	CHN	103.56	54	157.56	+57.92	97.19
25	16	OBLINGER-PETERS Violetta	AUT	108.24	50	158.24	+58.60	98.22
26	9	TERCELJ Eva	SLO	103.59	60	163.59	+63.95	106.27
27	38	LEENDERS Claudia	NED	111.74	56	167.74	+68.10	112.52
28	48	LATHAM Bethan	GBR	109.42	68	177.42	+77.78	127.09
29	46	MANN Dana	USA	108.43	102	210.43	+110.79	176.79
30	32	MEDON Joanna	POL	119.12	106	225.12	+125.48	198.90

Chief Judge

WOODGATE Colin